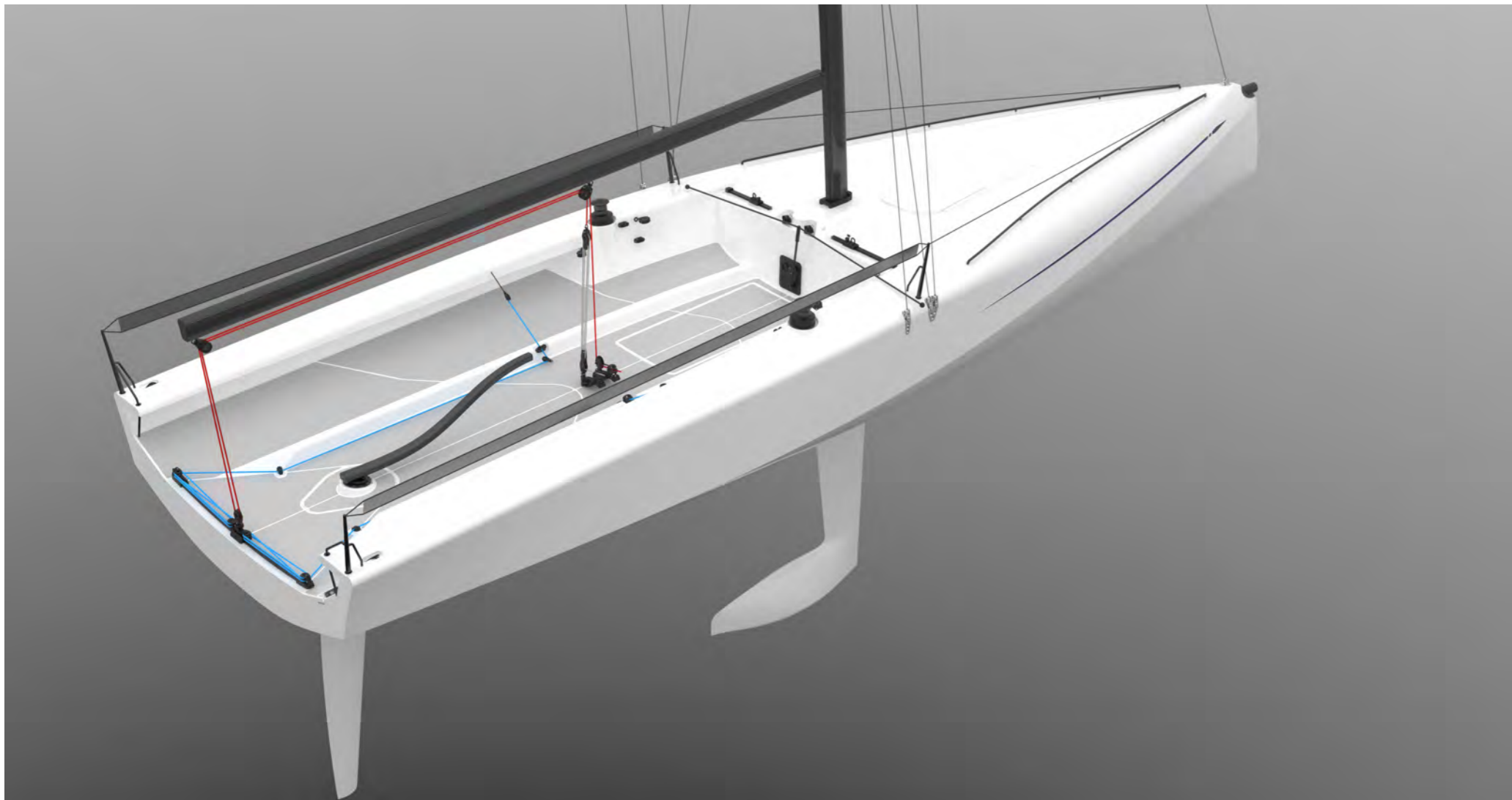


**CLUBSWAN28**





# ABOUT

---

The ClubSwan 28 embodies the essence of ClubSwan Racing, blending simplicity, unparalleled quality, and the sheer exhilaration of One Design speed.

Key Features:

**Global Racing Prestige:** The ClubSwan 28 is crafted to excel in high-level One Design races worldwide, providing you with the opportunity to compete on the grand stage of international sailing.

**Masterpiece by Juan K:** Designed by the renowned Juan K, the ClubSwan 28 sails with a crew of four, offering an unparalleled racing experience. This model is a testament to precision and innovation, ensuring top-tier performance.

**Passionate Sailors, Unite:** Tailored for passionate sailors who crave the thrill of close racing and high performance, the ClubSwan 28 strikes the perfect balance. It's a boat that blends excitement with user-friendly simplicity.

**Smart, Fun, and Fast:** The ClubSwan 28 is intelligently designed to be smart, fun, and fast, providing a seamless entry into the world of racing. Enjoy the excitement without overwhelming technical complexities.

Join the ClubSwan legacy – where sailing meets perfection, and every race is a celebration of skill and speed.

**CLUBSWAN28**



## THE TEAM BEHIND

---

NAUTOR SWAN:

NAVAL ARCHITECT & PERFORMANCE ANALYSIS:

STRUCTURAL ENGINEER:

RIG STUDY:

BOAT BUILDER:

Federico Michetti

Juan K Naval Architect

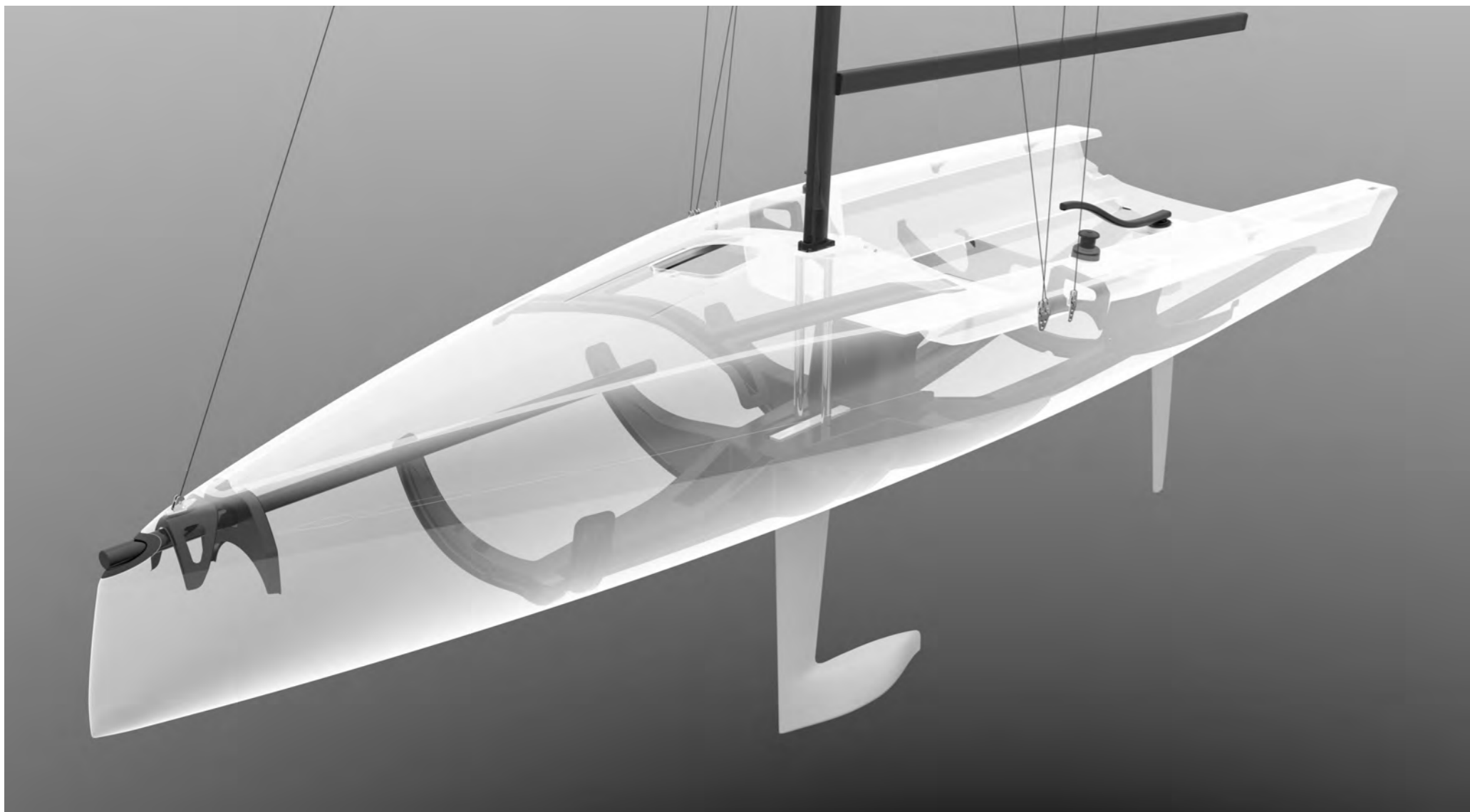
Juan K Naval Architect

Steve Wilson

Sinergia Racing Group

**CLUBSWAN28**

# DESIGN





The new ClubSwan 28 is an innovative high-performance yacht that has been developed using all the experience of Nautor's ClubSwan Division and the detailed hydrodynamic and CFD studies of Juan Kouyoumdjian in a timeless authentic design.

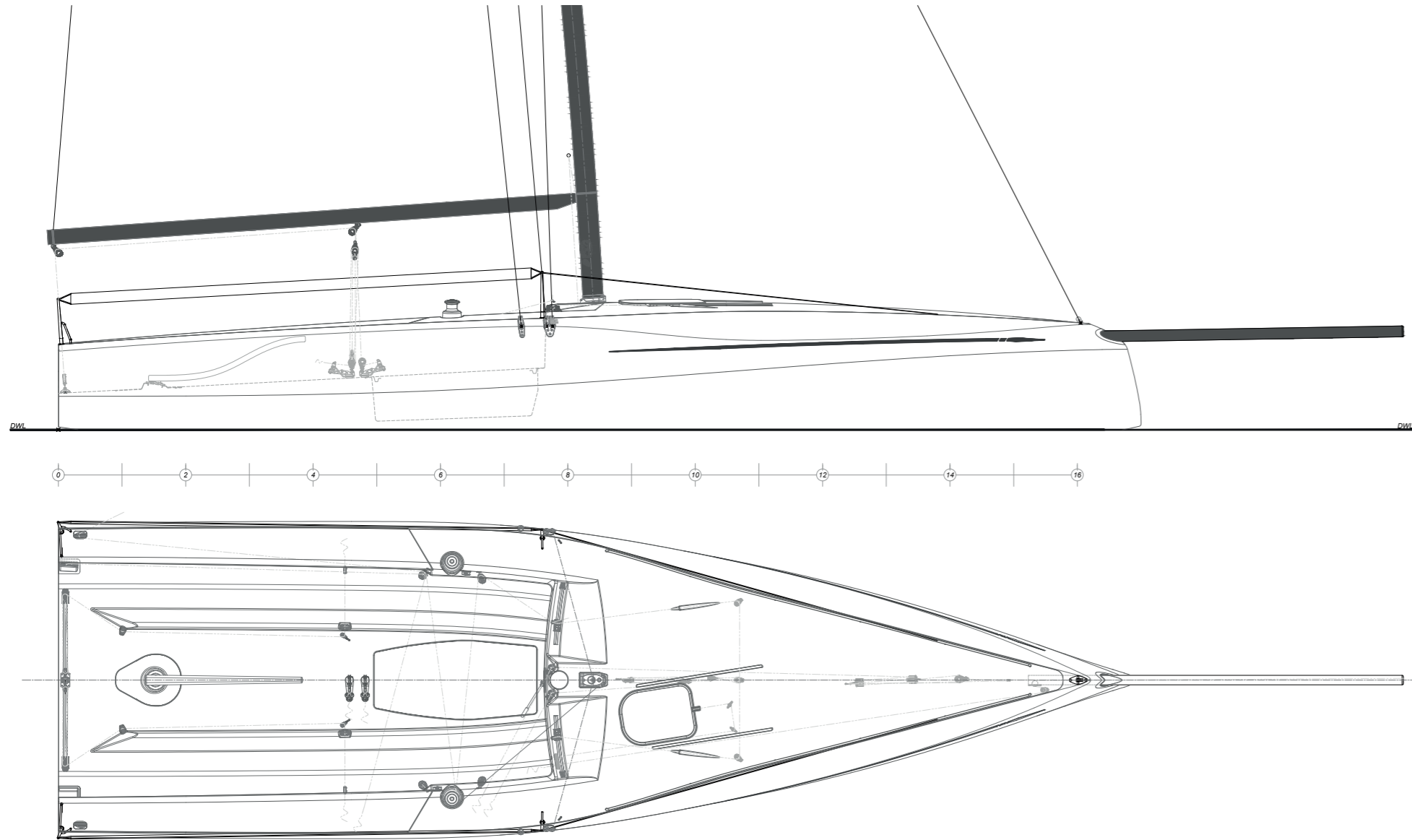
Working with the most qualified experts available and following a deep dedication to finding the edge between a fast hull and impeccable handling in every condition.

The hull structure is characterised by an optimised hull liner in infused E-glass epoxy/corecell foam.

The L keel design provides an extra area of efficient leading-edge lift (In red in the image below)





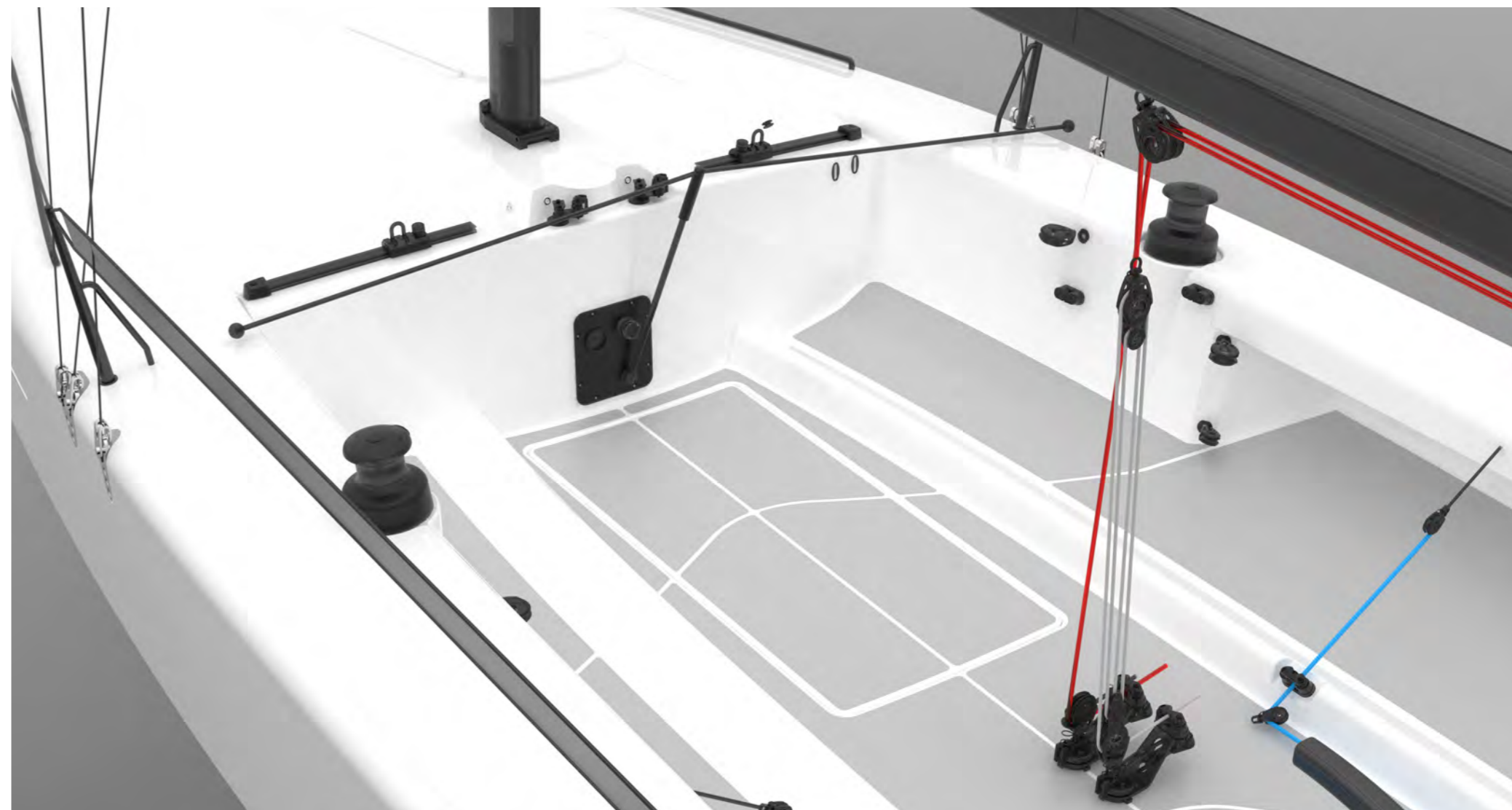



## THE DECK

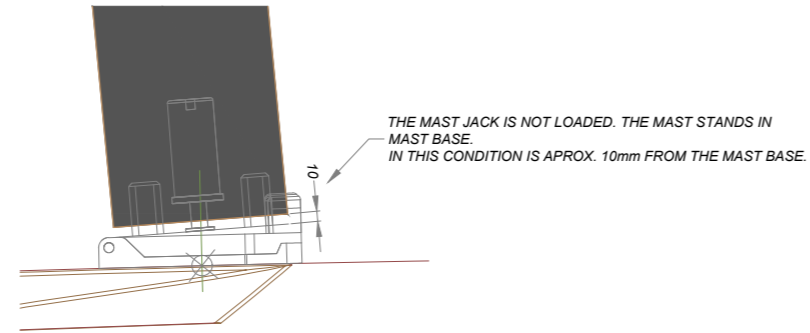
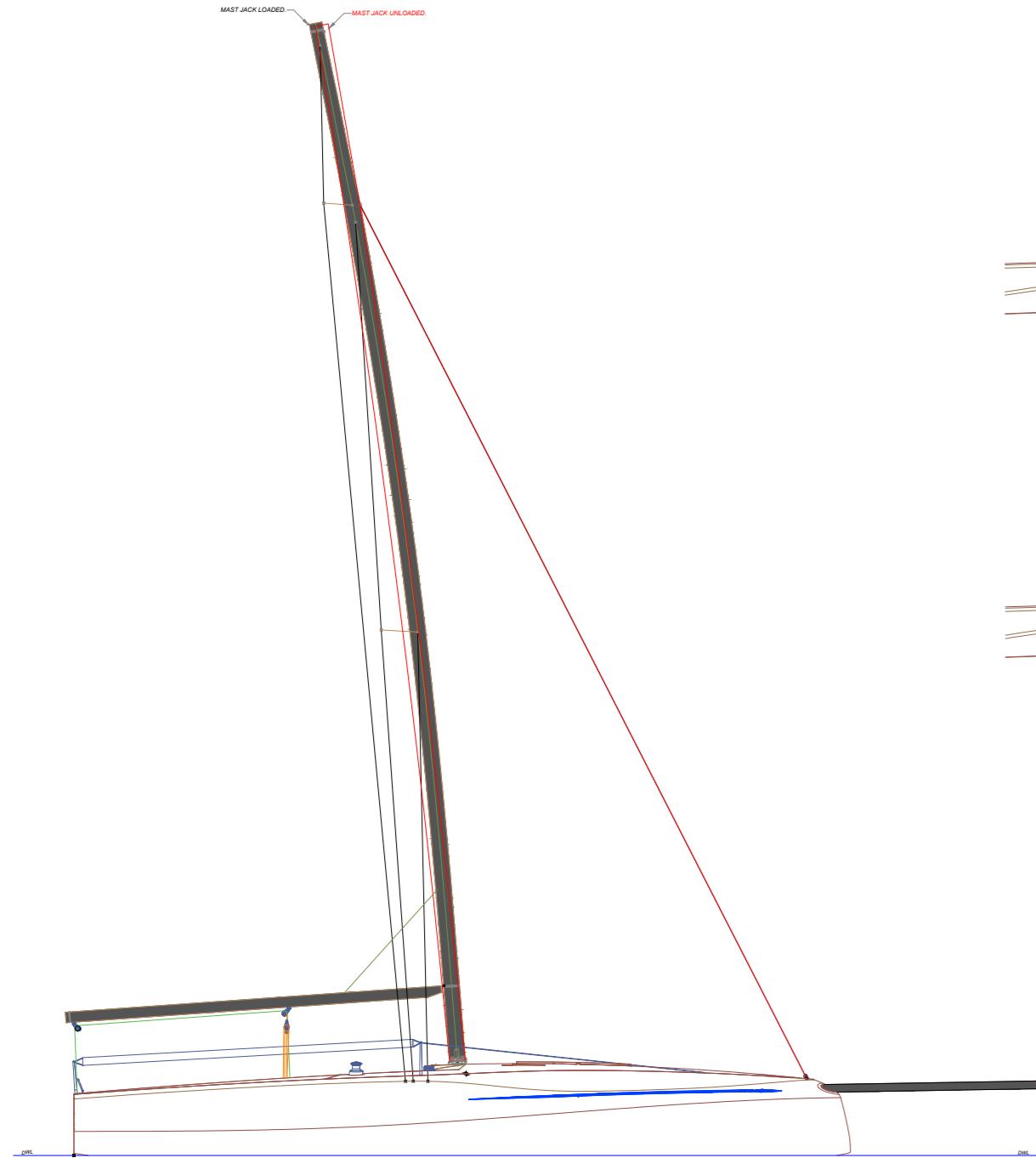
The ClubSwan28 deck layout is born from the collective expertise of our entire team, specialised in one design racing.

This collaborative effort ensures a deck layout that prioritizes practicality, manoeuvrability, and safety.

The deck layout is providing a clean and secure cockpit for leg-in racing. This ensures the interactivity of the sailing team while racing.







## THE RIG & SAILS

The rig and sail plan are born from the collective expertise of the Naval Architect, Rig Designer and sail designers.

The aim is to provide minimal tuning in order to facilitate the easy sailing.

The mast jack can be easily operated from the cockpit by a manual hydraulic pump. This allows a fast and reliable rig tuning.

### **RIG MAIN SPECIFICATIONS:**

Mast: Carbon

Rigging: NO Backstay

Main Halyard: Internal lock

Jib Halyard: Internal lock


Vang: GNAV

Mast Jack cylinder for rig adjustment

# CLUBSWAN 28


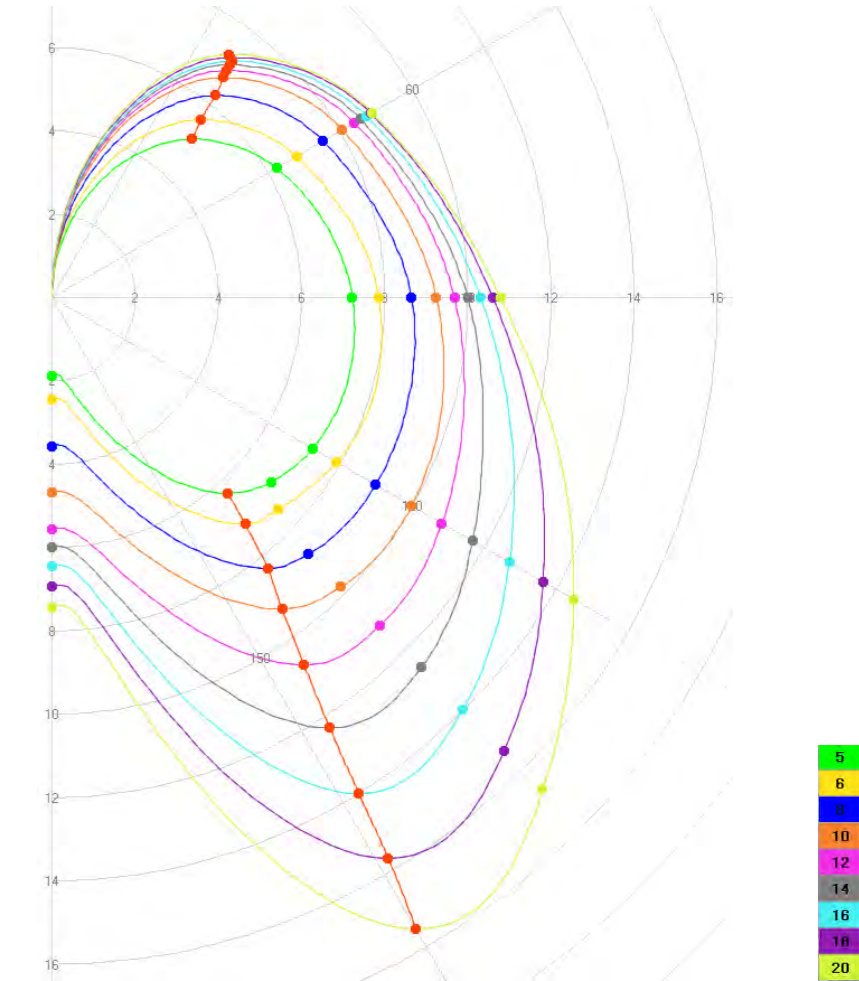
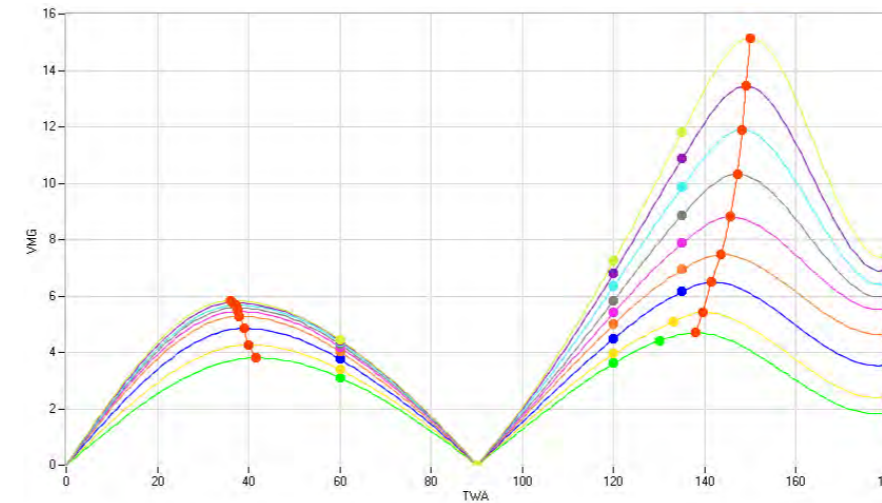
## TECHNICAL SPECIFICATIONS - PRELIMINARY

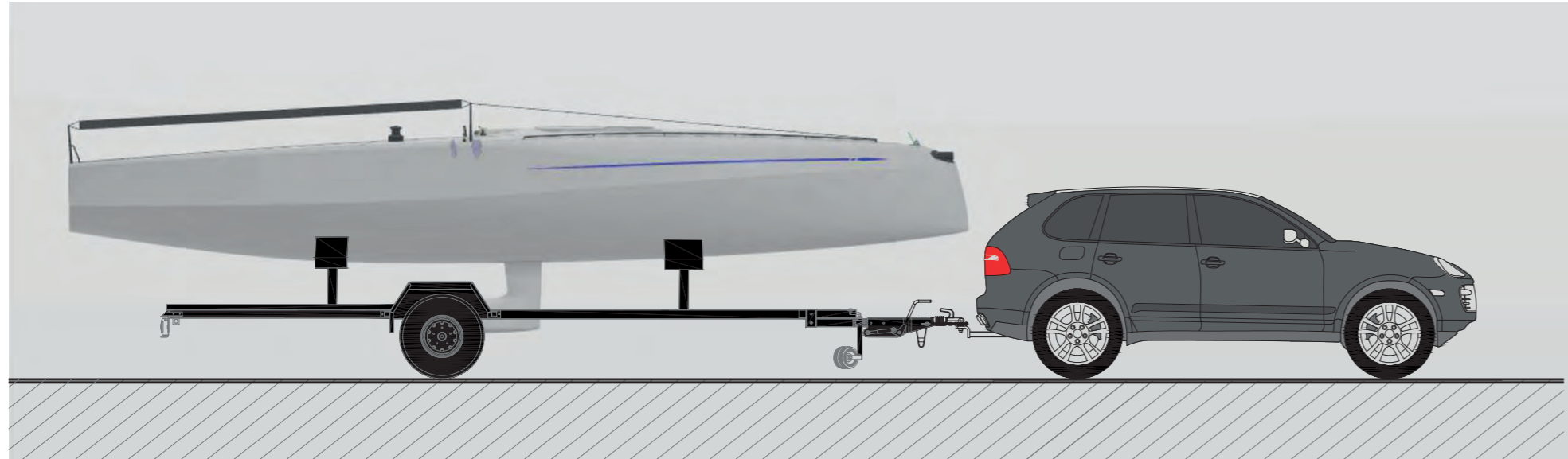
HULL LOA (incl. bowsprit)	10.70 m	35.10 ft
HULL LWL	8.50 m	27.88 ft
BEAM MAX	2.50 m	8.20 ft
DRAUGHT	1.80 m	5.90 ft
DISPLACEMENT	1000 kg	2204.62 lb
TOTAL SAIL AREA	49.00 m <sup>2</sup>	527.43 sq ft
FORE TRIANGLE	18.50 m <sup>2</sup>	199.13 sq ft
MAIN SAIL	30.5 m <sup>2</sup>	328.29 sq ft
SPINNAKER	70 m <sup>2</sup>	753.47 sq ft



## VPP - PRELIMINARY

TWS10m [kn]	VMG Upwind		VMG Downwind	
	TWC[deg]	BS[kn]	TWC[deg]	BS[kn]
5	42	5.1	138	6.3
6	40	5.6	140	7.2
8	39	6.2	141	8.3
10	38	6.7	144	9.3
12	38	6.9	146	10.7
14	37	7.0	147	12.3
16	37	7.1	148	14
18	37	7.2	149	15.7
20	36	7.2	150	17.5





## THE LOGISTIC

The ClubSwan 28 is designed for efficient rigging and unrigging, allowing the team to spend more time on the water and less time preparing onshore.

Benefiting from a lifting keel and meticulously planned dimensions, the ClubSwan 28 ensures a seamless trailering experience.

The trailer and the boat can travel in a 40HQ container to easily transport the boat overseas.



PRELIMINARY. NOT FOR CONSTRUCTION

**CLUBSWAN 28**

This catalogue contains non-contractual descriptive information about Nautor Swan yachts including drawings, photographs as well as other data. All such information is subject to change at any time without prior notice and does not represent an exact description of any particular yacht. Photos or diagrams could include special equipment that is not part of the equipment supplied by the boatyard. All the information, figures, photographs and data provided in this catalogue are exclusive copyright, industrial property right and property of Nautor Swan.

01/24

